

Section Thickness: 2"
 Section Heights: 21", 24"

Panel Material: Hot dipped galvanized steel
 20 gauge exterior / 27 gauge interior

Panel Profile: Woodgrain textured exterior with
 four evenly spaced micro-grooves / Woodgrain
 flush interior

End Stiles: 20 gauge white painted galvanized
 steel, full height of section

Insulation: CFC free urethane foamed in place
 R-Value 17.54 / U-Value 0.057 / U-Factor* 0.19
 Rails have full thermal break

Air Infiltration*: 0.10 cfm/ft² with vinyl door stop /
 0.17 cfm/ft² with clip on jamb seal

Color: Polyester primer and top coat in C.H.I.;
 White, RAL# powder-coating exterior /
 White, RAL# powder-coating interior

Glazing Options: 1"; Clear, Tinted, Tempered in
 24"x6", 24"x12", 34"x16" / Full-View Aluminum

(34"x16" n/a in end panels on 10', 14', 18', 22' wide doors & 21" sections)

(Full-View Aluminum frame to match size and panel layout of steel section)

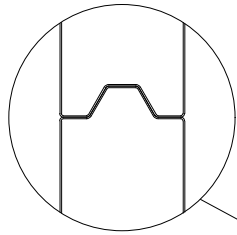
(Check Full-View Aluminum door for color, glass, end stile and rail options)

IECC compliant

*IECC testing details do not apply to doors with windows and/or exhaust ports

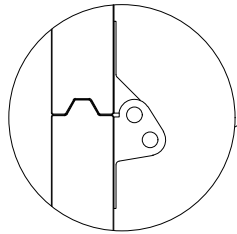
Values are for standard product, contact C.H.I. for options

REV. July 2018



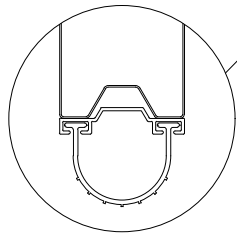
Joint Detail

Tongue and groove design
 with flexible gasket between sections



Hinge Detail

Graduated end hinges
 ≥ 16'-3" wide = double end hinges
 minimum 14 gauge

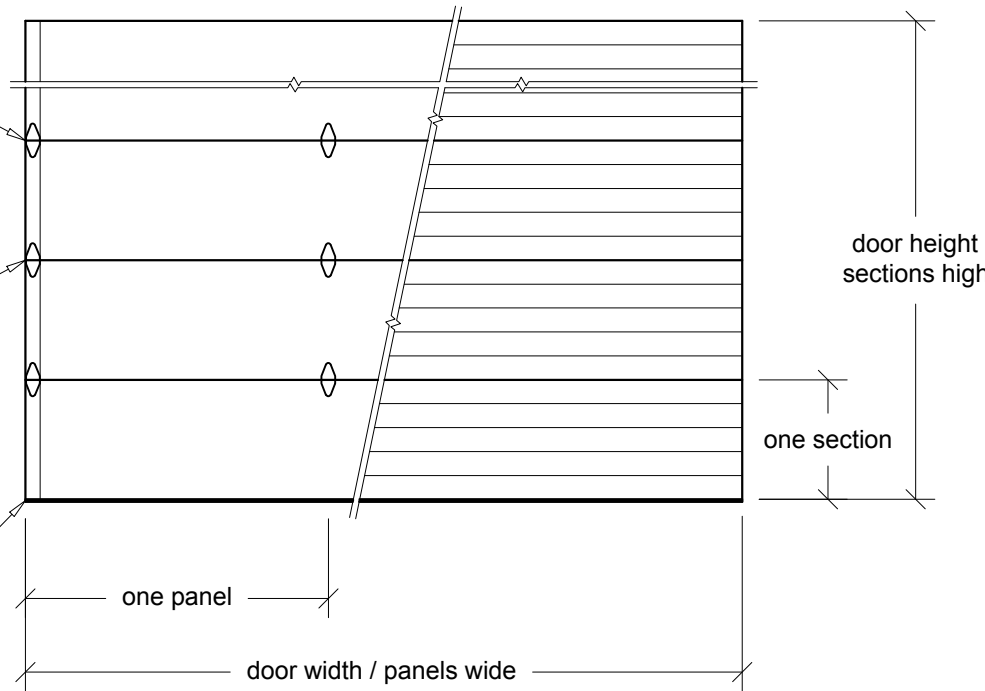


Bottom Seal Detail

TPE astragal in
 aluminum retainer

Interior Elevation

Exterior Elevation

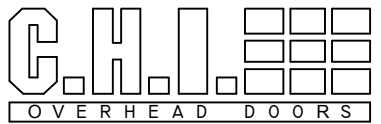


Door Width	Panels Wide	Door Height	Sections High
08'-00" to 09'-05"	2	08'-00"	4
09'-06" to 12'-11"	3	08'-03" to 10'-00"	5
13'-00" to 16'-05"	4	10'-03" to 12'-00"	6
16'-06" to 20'-02"	5	12'-03" to 14'-00"	7
20'-03" to 24'-02"	6	14'-03" to 16'-00"	8

Available in 1" width increments
 Available in 3" height increments
 (6'-3", 6'-6", 6'-9", 8'-3", 8'-6", 10'-3" not available)

Contact C.H.I. for special sizing outside of listed pricebook charts

Door Mark	Door Width	Door Height	Door Type	Project Name	Prepared By
Door Quantity	Opening Width	Opening Height	Jamb Type	Operation	Date
Quote Number	Panels Wide	Sections High	Color	Door Company	Sheet
Architect				Contractor	



www.chiohd.com | 1485 Sunrise Drive, Arthur, IL 61911
 Email: aia@chiohd.com | Phone: (800) 590-0559 | Fax: (800) 738-5066