



COMMERCIAL THERMOGUARD™



CHOOSE YOUR OPTIONS

SPECIFICATIONS

	3-Inch ThermoGuard™	2-Inch ThermoGuard™
U-Factor R-Value	0.11 26.0 	0.14 18.0 
Foam/Insulate	Polyurethane	Polyurethane
Thickness	3 inches	2 inches
Maximum Width	40 ft. 2 In.	32 ft. 2 in.
Exterior Steel	27 gauge <i>20 gauge upgrade, white only</i>	27 gauge <i>20 gauge upgrade, white only</i>
Interior Steel	27 gauge	27 gauge
Warranty* <i>Excludes Springs</i>	10 years	10 years

*For full warranty details contact your Midland dealer



COLORS



Color Select™

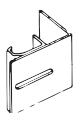
*ColorSelect™ uses Sherwin Williams Polane® Solar Reflective Polyurethane Enamel, providing a durable, heat-repelling coating.

WINDOWS



*Only available in 3-inch

TRACK MOUNTING




Reverse Angle Mounted Track
Continuous leg-in angle to attach to steel jambs



Angle Mounted Track
Continuous leg-out angle used on larger doors to attach to wood jambs

TRACK CONFIGURATIONS



Standard Lift
For normal installations




Inclined Track
To follow pitch of roof



Hi-Lift
To put horizontal track as close to ceiling as possible



Vertical Lift
Full vertical rise where headroom is available



Low Headroom
For low-clearance installations

GLASS



Double Dark

*Tempered only. All other glass is available in both tempered and untempered.